

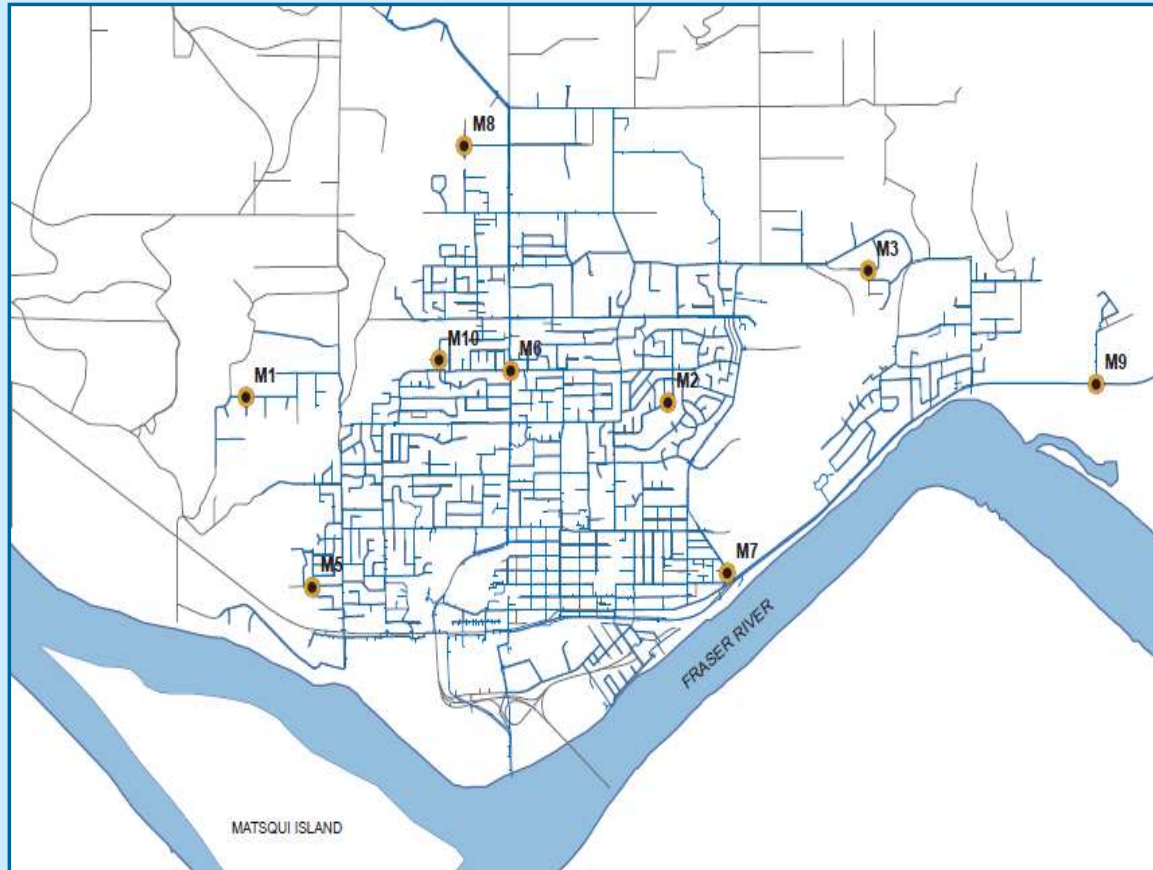
# Mission Water Distribution System

## Recent Water Quality Results

Updated: 1-Aug-22



### Sample Locations



- Refer to following

- Water quality parameter

### Questions?

Paul Algra  
District of Mission Public  
Works  
604-820-3769

# Mission Water Distribution System

## Recent Water Quality Results

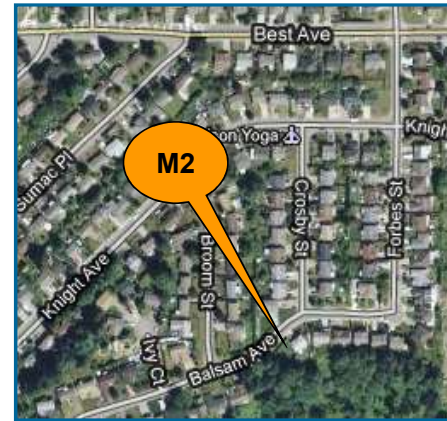
Updated: 1-Aug-22



M1	Total Chlorine	Total Coliforms	E. Coli
Units	ppm	counts	counts
Target	0.2 - 2.2	ND	ND
JUL			
JUL 5	1.46	ND	ND
JUL 12	1.47	ND	ND
JUL 19	1.55	ND	ND
JUL 26	1.61	ND	ND
ND = Non-Detect Blank Cell = No Data Collected			

M2	Total Chlorine	Total Coliforms	E. Coli
Units	ppm	counts	counts
Target	0.2 - 2.2	ND	ND
JUL			
JUL 5	1.67	ND	ND
JUL 12	1.57	ND	ND
JUL 19	1.58	ND	ND
JUL 26	1.62	ND	ND
ND = Non-Detect Blank Cell = No Data Collected			

M3	Total Chlorine	Total Coliforms	E. Coli
Units	ppm	counts	counts
Target	0.2 - 2.2	ND	ND
JUL			
JUL 5	1.77	ND	ND
JUL 12	1.87	ND	ND
JUL 19	1.62	ND	ND
JUL 26	1.58	ND	ND
ND = Non-Detect Blank Cell = No Data Collected			



# Mission Water Distribution System

## Recent Water Quality Results

Updated: 1-Aug-22



M5	Total Chlorine	Total Coliforms	E. Coli
Units	ppm	counts	counts
Target	0.2 - 2.2	ND	ND
JUL			
JUL 5	1.19	ND	ND
JUL 12	1.58	ND	ND
JUL 19	1.61	ND	ND
JUL 26	1.56	ND	ND
ND = Non-Detect Blank Cell = No Data Collected			

M6	Total Chlorine	Total Coliforms	E. Coli
Units	ppm	counts	counts
Target	0.2 - 2.2	ND	ND
JUL			
JUL 5	1.56	ND	ND
JUL 12	1.65	ND	ND
JUL 19	1.72	ND	ND
JUL 26	2.00	ND	ND
ND = Non-Detect Blank Cell = No Data Collected			

M7	Total Chlorine	Total Coliforms	E. Coli
Units	ppm	counts	counts
Target	0.2 - 2.2	ND	ND
JUL			
JUL 5	1.56	ND	ND
JUL 12	1.68	ND	ND
JUL 19	1.73	ND	ND
JUL 26	1.76	ND	ND
ND = Non-Detect Blank Cell = No Data Collected			





# Mission Water Distribution System

## Recent Water Quality Results


Updated: 1-Aug-22



M9	Total Chlorine	Total Coliforms	E. Coli
Units	ppm	counts	counts
Target	0.2 - 2.2	ND	ND
JUL			
JUL 5	2.14	ND	ND
JUL 12	1.52	ND	ND
JUL 19	1.67	ND	ND
JUL 26	2.10	ND	ND
ND = Non-Detect Blank Cell = No Data Collected			

M10	Total Chlorine	Total Coliforms	E. Coli
Units	ppm	counts	counts
Target	0.2 - 2.2	ND	ND
JUL			
JUL 5	1.37	ND	ND
JUL 12	1.18	ND	ND
JUL 19	1.50	ND	ND
JUL 26	1.56	ND	ND
ND = Non-Detect Blank Cell = No Data Collected			

M20	Total Chlorine	Total Coliforms	E. Coli
Units	ppm	counts	counts
Target	0.2 - 2.2	ND	ND
JUL			
JUL 5	1.95	ND	ND
JUL 12	1.84	ND	ND
JUL 19	1.83	ND	ND
JUL 26	1.82	ND	ND
ND = Non-Detect Blank Cell = No Data Collected			



# Mission Water Distribution System

## Recent Water Quality Results

Updated: 1-Aug-22



Parameter	Description	Acceptable Range
<b>Turbidity</b>	Suspended matter that interferes with the clarity of the water. While not a health concern itself, turbidity is an indicator of possible contamination.	There are no regulations for distribution system turbidity; water system operators aim for less than 1.0 NTU.
<b>Total Chlorine</b>	Used to monitor the level of disinfectant used to inactivate microorganisms such as bacteria and viruses.	There are no regulations for distribution system total chlorine; system operators aim to maintain 0.2 - 2.2 ppm. As long as there are no total coliforms, lower values are not a concern. Higher values are not deemed a health concern unless they exceed the World Health Organization's recommended limit of 5ppm.
<b>Total Coliforms</b>	A group of bacteria that generally do not cause human disease, but their presence in water may indicate possible contamination.	The BC Drinking Water Act stipulates that no more than 10% of samples during a 30-day period may be positive for Total Coliforms and that no single sample may contain more than 10 counts.
<b>E. Coli</b>	A member of the Total Coliform group and its presence in water indicates contamination.	The BC Drinking Water Act stipulates that no E.Coli should be detected in drinking water.