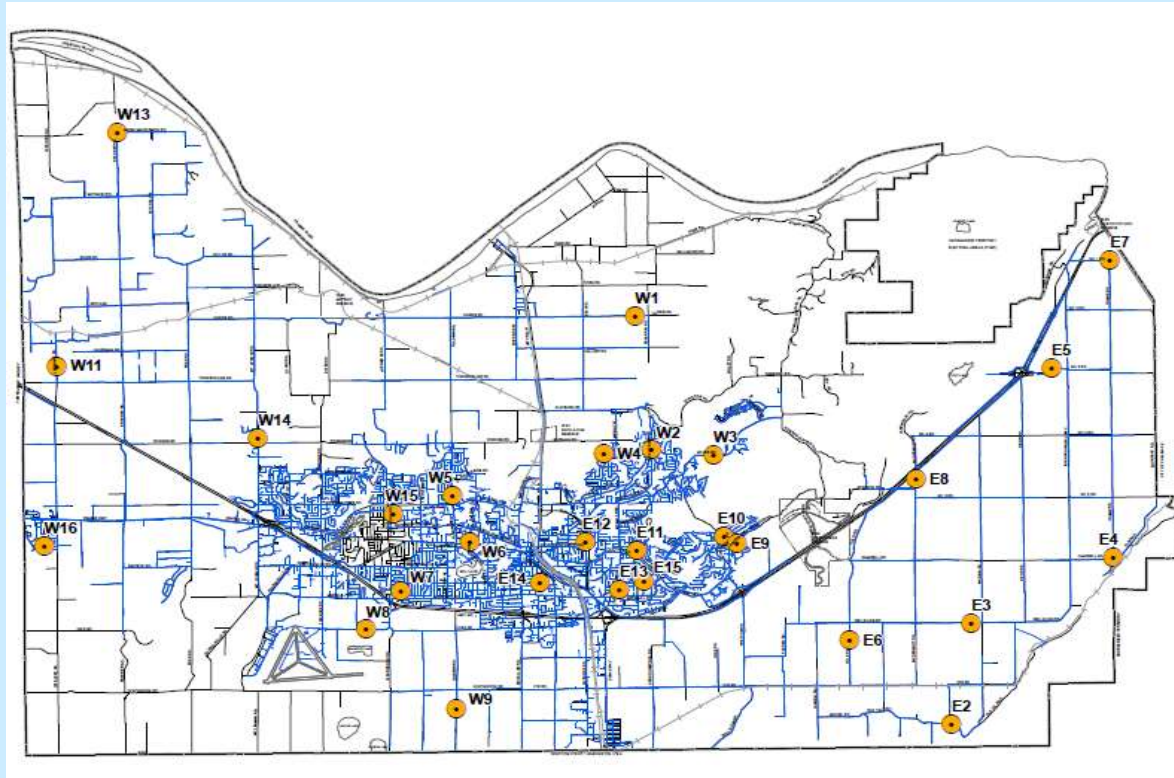


Abbotsford Water Distribution System

Recent Water Quality Results

Updated: 3/1/2021

Sample Locations



Refer to following pages for results.

Water quality parameter descriptions on last page.

Questions?

Engineering
604-864-5514
eng-info@abbotsford.ca

Abbotsford Water Distribution System

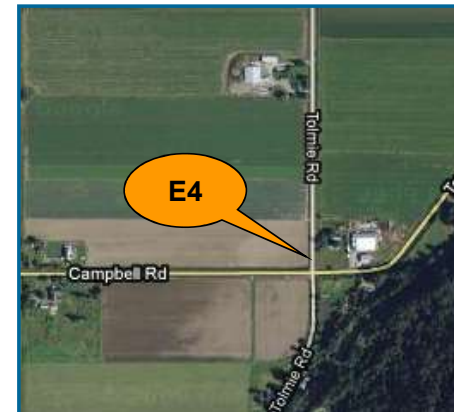
Recent Water Quality Results

Updated: 3/1/2021

E2	Total Chlorine	Total Coliforms	E. Coli
Units	ppm	counts	counts
Target	0.2 - 2.2	ND	ND
FEB			
FEB 1	1.19	ND	ND
FEB 8	1.56	ND	ND
FEB 15	1.61	ND	ND
FEB 23	1.44	ND	ND
ND = Non-Detect Blank Cell = No Data Collected			

E3	Total Chlorine	Total Coliforms	E. Coli
Units	ppm	counts	counts
Target	0.2 - 2.2	ND	ND
FEB			
FEB 1	1.17	ND	ND
FEB 8	1.48	ND	ND
FEB 15	1.50	ND	ND
FEB 23	1.44	ND	ND
ND = Non-Detect Blank Cell = No Data Collected			

E4	Total Chlorine	Total Coliforms	E. Coli
Units	ppm	counts	counts
Target	0.2 - 2.2	ND	ND
FEB			
FEB 1	1.06	ND	ND
FEB 8	1.25	ND	ND
FEB 15	1.26	ND	ND
FEB 23	1.29	ND	ND
ND = Non-Detect Blank Cell = No Data Collected			



Abbotsford Water Distribution System

Recent Water Quality Results

Updated: 3/1/2021

E5	Total Chlorine	Total Coliforms	E. Coli
Units	ppm	counts	counts
Target	0.2 - 2.2	ND	ND
FEB			
FEB 1	1.02	ND	ND
FEB 8	0.89	ND	ND
FEB 15	1.22	ND	ND
FEB 23	1.23	ND	ND
ND = Non-Detect Blank Cell = No Data Collected			

E6	Total Chlorine	Total Coliforms	E. Coli
Units	ppm	counts	counts
Target	0.2 - 2.2	ND	ND
FEB			
FEB 1		ND	ND
FEB 8	1.50	ND	ND
FEB 15	1.63	ND	ND
FEB 23	1.46	ND	ND
ND = Non-Detect Blank Cell = No Data Collected			

E7	Total Chlorine	Total Coliforms	E. Coli
Units	ppm	counts	counts
Target	0.2 - 2.2	ND	ND
FEB			
FEB 1	1.02	ND	ND
FEB 8	0.84	ND	ND
FEB 15	1.15	ND	ND
FEB 23	1.15	ND	ND
ND = Non-Detect Blank Cell = No Data Collected			



Abbotsford Water Distribution System

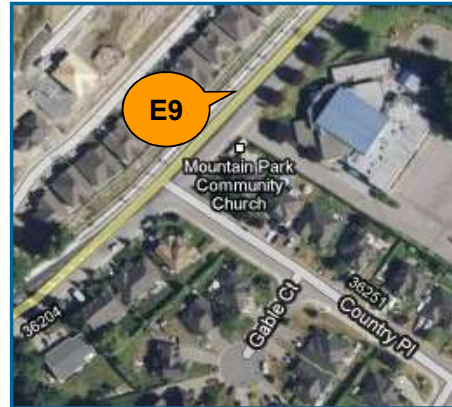
Recent Water Quality Results

Updated: 3/1/2021

E8	Total Chlorine	Total Coliforms	E.Coli
Units	ppm	counts	counts
Target	0.2 - 2.2	ND	ND
FEB			
FEB 1	1.01	ND	ND
FEB 8	1.53	ND	ND
FEB 15	1.42	ND	ND
FEB 23	1.30	ND	ND
ND = Non-Detect Blank Cell = No Data Collected			

E9	Total Chlorine	Total Coliforms	E.Coli
Units	ppm	counts	counts
Target	0.2 - 2.2	ND	ND
FEB			
FEB 1	1.40	ND	ND
FEB 8	1.57	ND	ND
FEB 15	1.56	ND	ND
FEB 23	1.54	ND	ND
ND = Non-Detect Blank Cell = No Data Collected			

E10	Total Chlorine	Total Coliforms	E.Coli
Units	ppm	counts	counts
Target	0.2 - 2.2	ND	ND
FEB			
FEB 1	1.59	ND	ND
FEB 8	1.63	ND	ND
FEB 15	1.63	ND	ND
FEB 23	1.59	ND	ND
ND = Non-Detect Blank Cell = No Data Collected			



Abbotsford Water Distribution System

Recent Water Quality Results

Updated: 3/1/2021

E11	Total Chlorine	Total Coliforms	E. Coli
Units	ppm	counts	counts
Target	0.2 - 2.2	ND	ND
FEB			
FEB 1	1.43	ND	ND
FEB 8	1.44	ND	ND
FEB 15	1.43	ND	ND
FEB 23	1.46	ND	ND
ND = Non-Detect Blank Cell = No Data Collected			

E12	Total Chlorine	Total Coliforms	E. Coli
Units	ppm	counts	counts
Target	0.2 - 2.2	ND	ND
FEB			
FEB 1	1.65	ND	ND
FEB 8	1.68	ND	ND
FEB 15	1.74	ND	ND
FEB 23	1.62	ND	ND
ND = Non-Detect Blank Cell = No Data Collected			

E13	Total Chlorine	Total Coliforms	E. Coli
Units	ppm	counts	counts
Target	0.2 - 2.2	ND	ND
FEB			
FEB 1	ND	ND	ND
FEB 8	1.57	ND	ND
FEB 15	1.58	ND	ND
FEB 23	1.72	ND	ND
ND = Non-Detect Blank Cell = No Data Collected			



Abbotsford Water Distribution System

Recent Water Quality Results

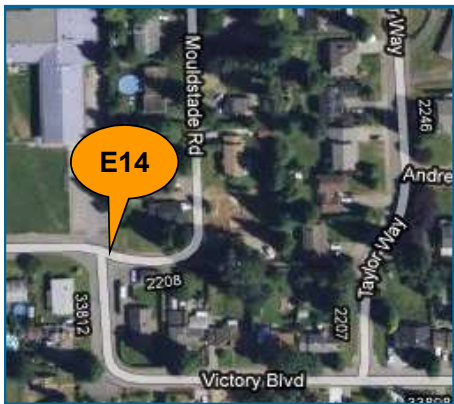
Updated: 3/1/2021



E14	Total Chlorine	Total Coliforms	E. Coli
Units	ppm	counts	counts
Target	0.2 - 2.2	ND	ND
FEB			
FEB 1	1.50	ND	ND
FEB 8	1.60	ND	ND
FEB 15	1.69	ND	ND
FEB 23	1.60	ND	ND
ND = Non-Detect Blank Cell = No Data Collected			

E15	Total Chlorine	Total Coliforms	E. Coli
Units	ppm	counts	counts
Target	0.2 - 2.2	ND	ND
FEB			
FEB 1	1.38	ND	ND
FEB 8	1.60	ND	ND
FEB 15	1.67	ND	ND
FEB 23	1.61	ND	ND
ND = Non-Detect Blank Cell = No Data Collected			

W1	Total Chlorine	Total Coliforms	E. Coli
Units	ppm	counts	counts
Target	0.2 - 2.2	ND	ND
FEB			
FEB 1	1.54	ND	ND
FEB 8	1.45	ND	ND
FEB 15	1.55	ND	ND
FEB 23	1.40	ND	ND
ND = Non-Detect Blank Cell = No Data Collected			



Abbotsford Water Distribution System

Recent Water Quality Results

Updated: 3/1/2021

W2	Total Chlorine	Total Coliforms	E. Coli
Units	ppm	counts	counts
Target	0.2 - 2.2	ND	ND
FEB			
FEB 1	1.59	ND	ND
FEB 8	1.55	ND	ND
FEB 15	1.61	ND	ND
FEB 19			
FEB 23	1.53	ND	ND
ND = Non-Detect Blank Cell = No Data Collected			

W3	Total Chlorine	Total Coliforms	E. Coli
Units	ppm	counts	counts
Target	0.2 - 2.2	ND	ND
FEB			
FEB 1	1.67	ND	ND
FEB 8	1.57	ND	ND
FEB 15	1.56	1*	ND
FEB 19		ND	ND
FEB 23	1.45	ND	ND
ND = Non-Detect Blank Cell = No Data Collected			

W4	Total Chlorine	Total Coliforms	E. Coli
Units	ppm	counts	counts
Target	0.2 - 2.2	ND	ND
FEB			
FEB 1	1.53	ND	ND
FEB 8	1.45	ND	ND
FEB 15	1.57	ND	ND
FEB 19			
FEB 23	1.38	ND	ND
ND = Non-Detect Blank Cell = No Data Collected			



Abbotsford Water Distribution System

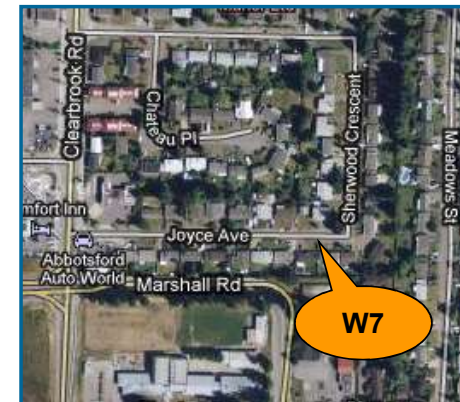
Recent Water Quality Results

Updated: 3/1/2021

W5	Total Chlorine	Total Coliforms	E. Coli
Units	ppm	counts	counts
Target	0.2 - 2.2	ND	ND
FEB			
FEB 1	1.58	ND	ND
FEB 8	1.62	ND	ND
FEB 15	1.75	ND	ND
FEB 23	1.69	ND	ND
ND = Non-Detect Blank Cell = No Data Collected			

W6	Total Chlorine	Total Coliforms	E. Coli
Units	ppm	counts	counts
Target	0.2 - 2.2	ND	ND
FEB			
FEB 1	1.55	ND	ND
FEB 8	1.58	ND	ND
FEB 15	1.70	ND	ND
FEB 23	1.61	ND	ND
ND = Non-Detect Blank Cell = No Data Collected			

W7	Total Chlorine	Total Coliforms	E. Coli
Units	ppm	counts	counts
Target	0.2 - 2.2	ND	ND
FEB			
FEB 1	1.34	ND	ND
FEB 8	1.25	ND	ND
FEB 15	1.46	ND	ND
FEB 23	1.36	ND	ND
ND = Non-Detect Blank Cell = No Data Collected			



Abbotsford Water Distribution System

Recent Water Quality Results

Updated: 3/1/2021



W8	Total Chlorine	Total Coliforms	E. Coli
Units	ppm	counts	counts
Target	0.2 - 2.2	ND	ND
FEB			
FEB 1	1.16	ND	ND
FEB 8	1.14	ND	ND
FEB 15	1.26	ND	ND
FEB 23	1.17	ND	ND
ND = Non-Detect Blank Cell = No Data Collected			

W9	Total Chlorine	Total Coliforms	E. Coli
Units	ppm	counts	counts
Target	0.2 - 2.2	ND	ND
FEB			
FEB 1	0.80	ND	ND
FEB 8	1.04	ND	ND
FEB 15	1.15	ND	ND
FEB 23	1.06	ND	ND
ND = Non-Detect Blank Cell = No Data Collected			

W11	Total Chlorine	Total Coliforms	E. Coli
Units	ppm	counts	counts
Target	0.2 - 2.2	ND	ND
FEB			
FEB 1	1.64	ND	ND
FEB 8	1.53	ND	ND
FEB 15	1.63	ND	ND
FEB 23	1.49	ND	ND
ND = Non-Detect Blank Cell = No Data Collected			



Abbotsford Water Distribution System

Recent Water Quality Results

Updated: 3/1/2021

W13	Total Chlorine	Total Coliforms	E.Coli
Units	ppm	counts	counts
Target	0.2 - 2.2	ND	ND
FEB			
FEB 1	0.95	ND	ND
FEB 8	1.09	ND	ND
FEB 15	1.17	ND	ND
FEB 23	0.93	ND	ND
ND = Non-Detect Blank Cell = No Data Collected			

W14	Total Chlorine	Total Coliforms	E.Coli
Units	ppm	counts	counts
Target	0.2 - 2.2	ND	ND
FEB			
FEB 1	1.55	ND	ND
FEB 8	1.22	ND	ND
FEB 15	1.26	ND	ND
FEB 23	0.94	ND	ND
ND = Non-Detect Blank Cell = No Data Collected			

W15	Total Chlorine	Total Coliforms	E.Coli
Units	ppm	counts	counts
Target	0.2 - 2.2	ND	ND
FEB			
FEB 1	1.60	ND	ND
FEB 8	1.63	ND	ND
FEB 15	1.72	ND	ND
FEB 23	1.62	ND </td <td>ND</td>	ND
ND = Non-Detect Blank Cell = No Data Collected			



Abbotsford Water Distribution System

Recent Water Quality Results

Updated: 3/1/2021



W16	Total Chlorine	Total Coliforms	E. Coli
Units	ppm	counts	counts
Target	0.2 - 2.2	ND	ND
FEB			
FEB 1	1.59	ND	ND
FEB 8	1.40	ND	ND
FEB 15	1.52	ND	ND
FEB 23	1.30	ND	ND
ND = Non-Detect Blank Cell = No Data Collected			



Abbotsford Water Distribution System

Recent Water Quality Results

Updated: 3/1/2021



Parameter		Acceptable Range
Total Chlorine	Used to monitor the level of disinfectant used to inactivate microorganisms such as bacteria and viruses.	There are no regulations for distribution system total chlorine; system operators aim to maintain 0.2 - 2.2 ppm. As long as there are no total coliforms, lower values are not a concern. Higher values are not deemed a health concern unless they exceed the World Health Organization's recommended limit of 5 ppm.
Total Coliforms	A group of bacteria that generally do not cause human disease, but their presence in water may indicate possible contamination.	The BC Drinking Water Act stipulates that no more than 10% of samples during a 30-day period may be positive for Total Coliforms and that no single sample may contain more than 10 counts.
E. Coli	A member of the Total Coliform group and its presence in water indicates contamination.	The BC Drinking Water Act stipulates that no E.Coli should be detected in drinking water.

Note: Turbidity and Total Chlorine are measured with field instruments. Result trends are used as indicators of significant water quality changes; specific values are not necessarily accurate.

*One TC count detected. Resample was non-detect. Fraser Health is informed of all adverse results and resamples.